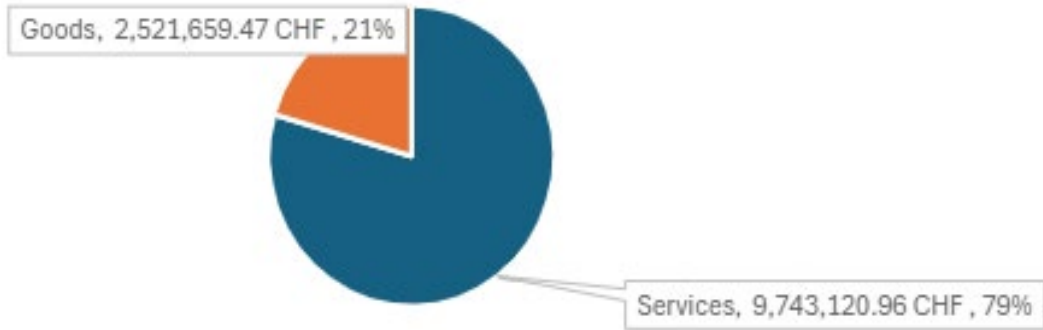


2024 WMO Procurement Report

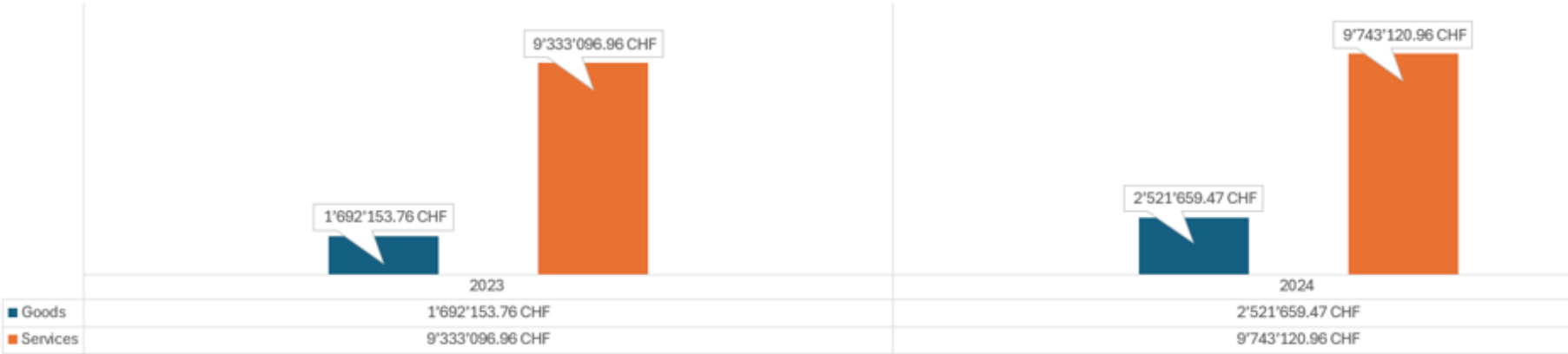
FINAC – 45
13 June 2025

Overview



2024 Total Spend 2024 (excluded travel):
CHF 12,264,780.43

ANNUAL SPEND FOR GOODS & SERVICES: 2024 VS 2023



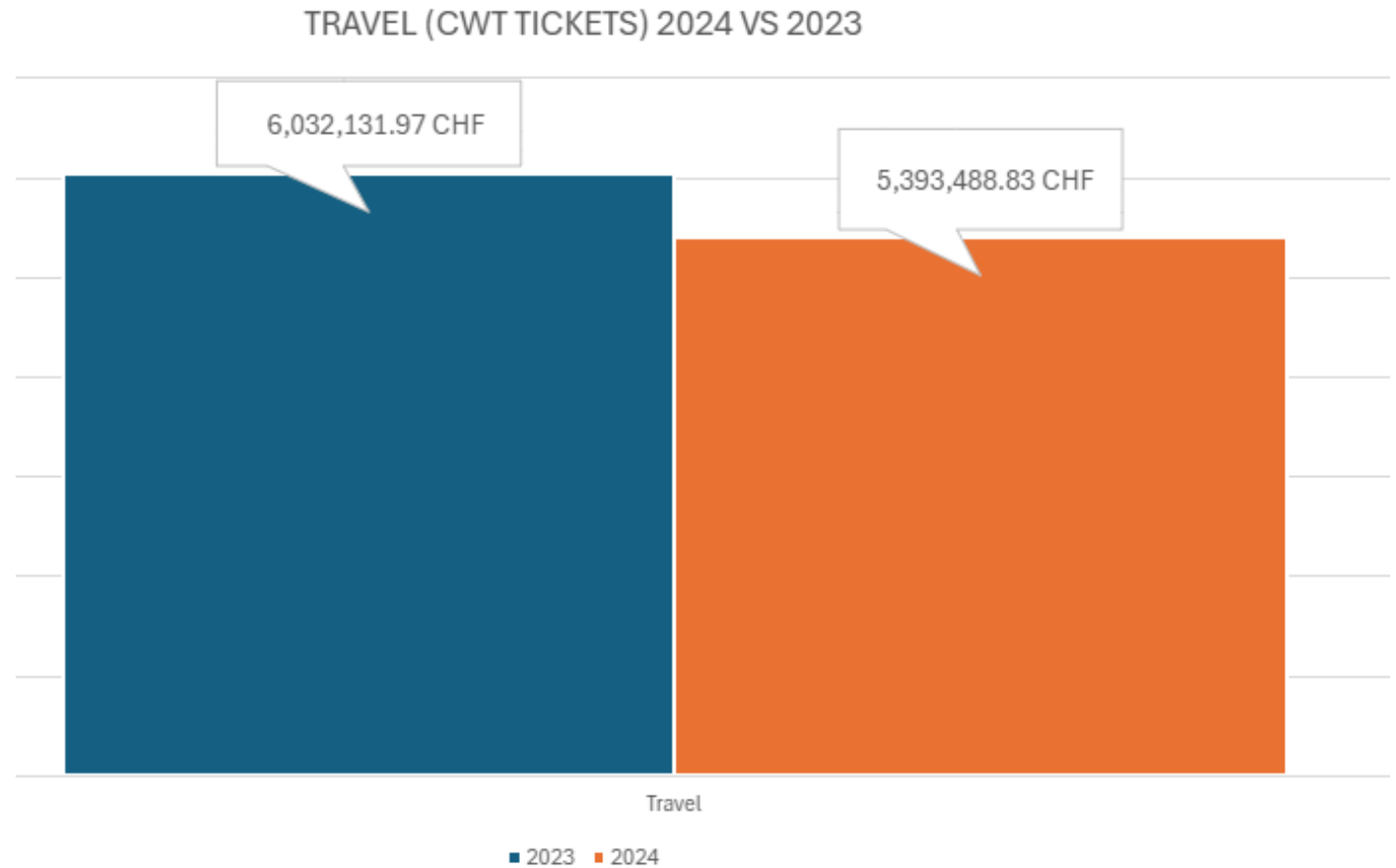
Spend Component	2023	2024	Delta 2024 vs 2023	Delta % 2024 vs 2023
Goods	1'692'153.76 CHF	2'521'659.47 CHF	829'505.71 CHF	49%
Services	9'333'096.96 CHF	9'743'120.96 CHF	410'024.00 CHF	4%
Grand Total	11'025'250.72 CHF	12'264'780.43 CHF	1'239'529.71 CHF	11%

Travel (Purchase of tickets)

In 2024, WMO spent CHF 5,393,488.83 for the purchase of tickets. Compared to 2023, there has been a decrease of 638 643.14 (-10.5%).

The amounts were calculated based on the purchase orders issued in 2024 against the contract concluded with CWT.

The amounts only considers the purchase of tickets for WMO.



Top 10 Commodities Purchased

Commodities

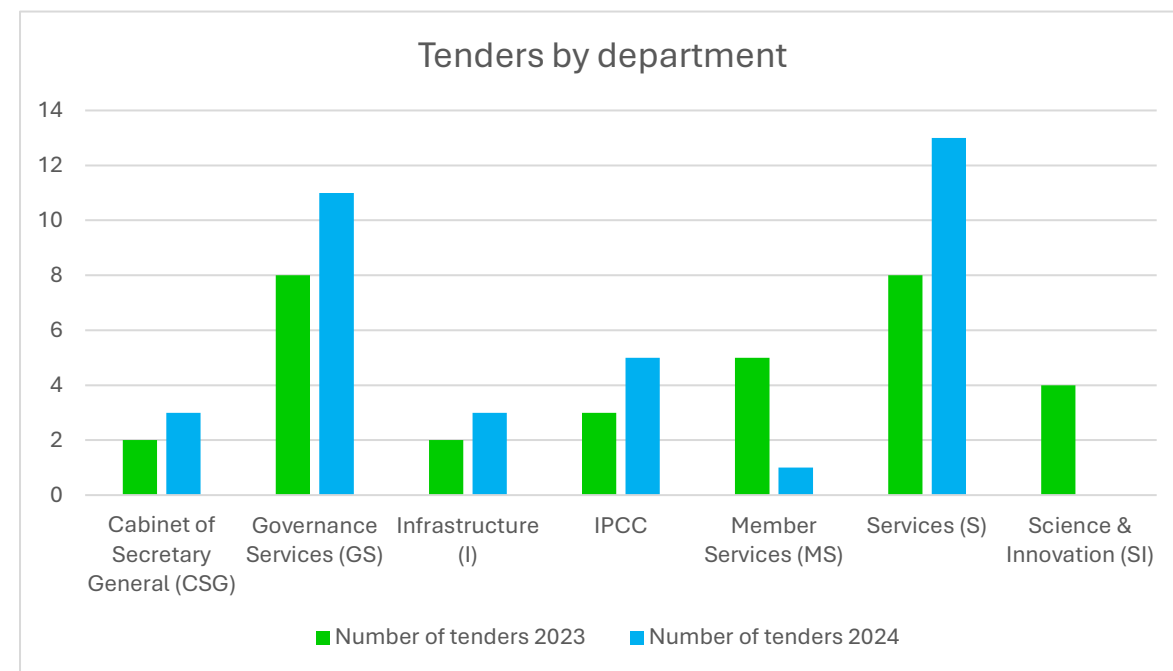
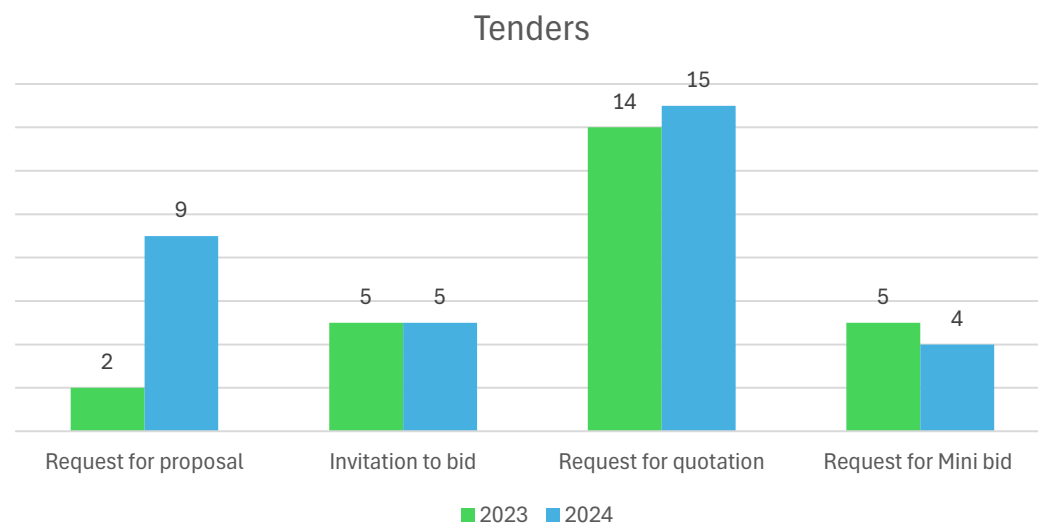
Value in CHF

Commercial airplane travel	5'393'488.83 CHF
Building maintenance and repair services	2'409'509.82 CHF
Information Technology Service Delivery	1'865'656.68 CHF
Hydrology assessment service	1'156'514.00 CHF
Building environmental control system	759'489.74 CHF
Software	666'423.33 CHF
Electric utilities	610'503.40 CHF
Security guard services	574'147.39 CHF
Building cleaning services	440'513.81 CHF
Gas facility charge	309'321.10 CHF

Top 10 Suppliers and their Geographic Distribution

Supplier	Country of supplier	Amount (CHF)
CWT Carlson Wagonlit Travel	Netherlands	5'393'488.83
ISS Facility Services SA	Switzerland	1'217'972.42
SIG - Services Industriels de Genève	Switzerland	933'378.18
Romande Energie Services SA	Switzerland	752'529.52
INTERNATIONAL COMPUTING CENTRE / ICC (ex-UNICC)	Switzerland	744'393.55
Cablex SA	Switzerland	667'042.88
Info-Electronics H P Systems Inc.	Canada	567'174.40
Protectas SA	Switzerland	567'049.89
Groupe H Architecture et Ingénierie SA	Switzerland	476'930.40
SYNAPSE Informatique	Switzerland	460'625.30

Number of Tenders and Main Requestors



Purchase Orders Issued

Type of POs	Number of POs	%
LVP (up to CHF 9 000)	1 061	83.43%
PCM (> CHF 9 000)	211	16.57%
Total	1 272	100%

Type of POs	Amount (CHF)	%
LVP (up to CHF 9 000)	CHF 1 640 891	13%
PCM (> CHF 9 000)	CHF 10 623 889	87%
Total	CHF 12 264 780	100%

Questions?



